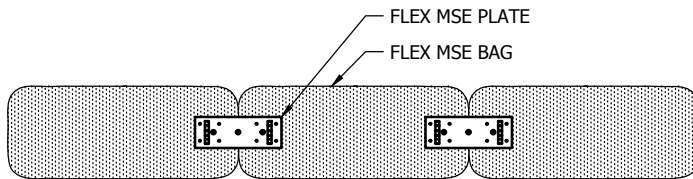
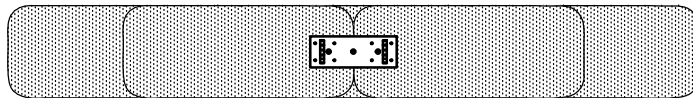


**ELEVATION**

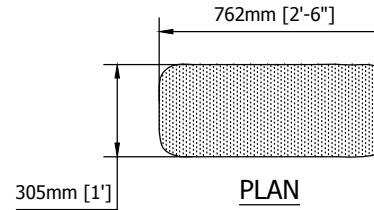


**PLAN**

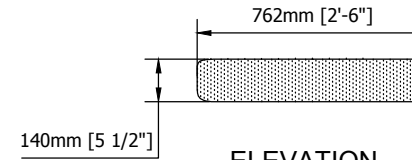


**FLEX MSE UNIT**

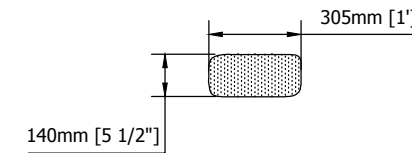
SCALE = N.T.S



**PLAN**



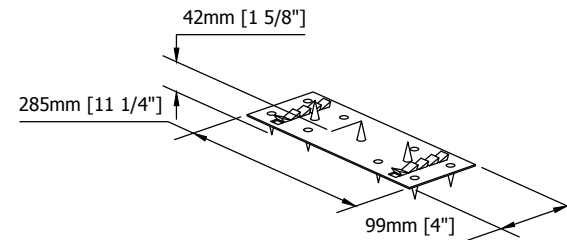
**ELEVATION**



**SECTION**

**FLEX MSE BAG**

SCALE = N.T.S



**FLEX MSE PLATE**

SCALE = N.T.S

- FILLED BAG DIMENSIONS AND WEIGHT CAN CHANGE BASED ON FILL DENSITY AND FILLING/CLOSING METHODS

- BAG CLOSURES TO BE MIN. 50LB BLACK CABLE TIE, GALVANIZED LOOP TIE, OR SEWN PER MANUFACTURER'S SPECIFICATION

- BAGS AND PLATES TO BE INSTALLED AT 1:1 RATIO

- TYPICAL VEGETATIVE BAG WEIGHT: 70LBS/32KG MIN.

No.	DATE	REVISION	BY

THE PURPOSE OF THIS DRAWING IS FOR PRELIMINARY DESIGN ONLY. THIS DRAWING SHOULD NOT BE USED FOR FINAL DESIGN OR CONSTRUCTION WITHOUT THE CERTIFICATION OF A PROFESSIONAL ENGINEER REGISTERED IN THE REGION IN WHICH THE WALL WILL BE BUILT. THE ACCURACY AND USE OF DETAILS CONTAINED IN THIS DOCUMENT ARE THE SOLE RESPONSIBILITY OF THE USER. THE USER MUST VERIFY EACH DETAIL FOR ACCURACY AS THEY PERTAIN TO THEIR PARTICULAR PROJECT.



PH: 1-877-349-5945  
 E: INFO@FLEXMSE.COM  
 WEB: WWW.FLEXMSE.COM

DETAIL	
<b>FLEX MSE UNIT</b>	
DATE	
SCALE	N.T.S
DRAWING NO.	1 OF 1